

W/C 22/2/21

Class 2 & 4

Shared reading will be taught Monday - Thursday at 1.30-1.50pm on Zoom.  
Please use the following link to join in!

**Weekly Reading Tasks**  
**Where the Wild Things Are! By Maurice Sendak**  
(see powerpoint slides)

Phonics will be taught Monday-Thursday at 9.30am-10am on Zoom.  
Afterward children will then be asked to complete some of the other tasks below  
and record them on to Seesaw.

Children should join in by using the Zoom details below:

**Weekly Phonics Task**

**Monday - Activate the children's background knowledge:**

Before reading....

Slide 1 – What do you think the word wild means? (Ask for ideas) It could be a wild garden – a garden that hasn't been looked after.

Slide 2 – Or it could be a wild animal like this wolf. What makes it wild? It is untamed – it's not like your dogs or cats that live with you. Name as many wild animals as you can – tell your adult.

Slide 3 – it could even be wild weather, like this storm.

Wild makes us think of something that's a little bit scary, doesn't it?

Slide 4 - Look at the book cover. Read the title. Who is the author and illustrator? Maurice Sendak.

The story was going to be called *Where the Wild Horses Are*. I wonder why the author changed the title? Remember he was also the illustrator...He couldn't draw horses but he could draw Things!

I wonder who that boat belongs to and where it's going?

Have you ever been on a boat? Maybe someone is going to go on a journey?

Look at this creature – what do you think it is? It has human feet! It's a wild thing! So, in this story, is a wild thing a monster?

Do you know any other stories about monsters?

What do you think might be going to happen in the story?

Slide 5 – This is the title page. What do you think the boy is wearing?

A costume, it looks like a onesie! I wonder why he's wearing a crown?

Do you think he is scared of the wild things? They look more scared of

**Monday-** phoneme 'ir' as in third

girl sir bird shirt skirt birth third first thirteen thirsty

- Start with ABC song - <https://www.youtube.com/watch?v=l4MYESLWPV4&safe=active>
- Dough disco (need a small lump of dough/playdough) <https://www.youtube.com/watch?v=i-lfzeG1aC4>
- Phase 3 & 5 on Phonicsplay website - <https://www.phonicsplay.co.uk/resources/phase/3> - if not got free access then just google Phase 3 phonemes.
- Geraldine the giraffe says 'ir' - [https://www.youtube.com/watch?v=7ta\\_KKUU-98](https://www.youtube.com/watch?v=7ta_KKUU-98)
- Wipeboards/pens writing a few of the above words + create 2 or 3 alien words with 'ir' e.g. firsh, chirb

Show 10 High Frequency Words on spelling sheet - say each word then choose one for playing hangman

him!

Slide 6 – What does it mean when it says Max **made mischief**?

Did anyone have an elf on the shelf at Christmas? They get up to all sorts of mischief, don't they?

What sort of mischief have you got up to?

Slide 7 – Oh dear, what is Max doing? It's great to make dens, isn't it?

But would you knock nails into the walls at your house?? I don't think so!

Slide 8 – Poor dog! Max is chasing him with a fork! I'm sure you wouldn't do that to your pets would you?

What do you think will happen when Max's Mum sees what he's doing?

Slide 9 – Look at the text – what do you notice? Capital letters. Why are they there?

We've seen the words "Wild Thing" before haven't we? In the title.

How do you think Max might be feeling now?

Look at slide 10

Do you think his Mum was right to send him to bed without any supper?

Maybe you could draw a picture of Max in his wolf suit to show me tomorrow.

Tuesday -.

Read through the story to slide 11 where we got to yesterday.

What was happening to Max in the story so far? Remember, he got sent to his room without any supper because he was being mischievous.

Slide 12&13 – Wow! Imagine a forest growing in your bedroom! Can you make yourself small and then stretch up into a tall forest tree?

Slides 14&15 – How do you think Max feels about a forest growing in his bedroom? He seems to think it's funny!

16&17 – "The walls became the world all around" – what does this

**Tuesday-** phoneme 'ue' as in clue – ue = 'oo' phoneme

clue blue glue true rue flue & 'ue' = 'u' (sounds like 'you') cue due hue venue value  
pursue queue statue rescue argue -

- Start with ABC song - <https://www.youtube.com/watch?v=l4MYESLWPV4&safe=active>

- Dough disco (need a small lump of dough/playdough)

<https://www.youtube.com/watch?v=i-lfzeG1aC4>

- Phase 3 & 5 on Phonicsplay website - <https://www.phonicsplay.co.uk/resources/phase/3> - if not got free access then just google Phase 3 & 5 phonemes.
- Geraldine the giraffe says 'ue' -
- [https://www.youtube.com/watch?v=BCeE3B\\_tAq8](https://www.youtube.com/watch?v=BCeE3B_tAq8)
- Wipeboards/pens writing a few of the above words + create 2 or 3 alien

mean? (the walls disappeared and he could see the world outside)  
What do you think he might have been able to see in the forest? Tell your adult.

Vine – what is a vine? A trailing jungle plant – monkeys swing on them.

18&19 - tumbled – rolling by – can you roll your hands – like the ocean!

Can you see Max in his boat? Can you pretend to be in a boat, rocking and sailing on the sea? Sail around your room and back to your chair.

Where do you think Max is sailing to?

Slide 20 – Do you think the journey was really this long? Or did it just seem like a long way to Max?

Look at this wild thing! It looks as if it's watching Max as he sails nearer.

What do you think it is going to do? Eat him? Warn the others?

Slide 21 – Max doesn't look so happy now, does he? Why not?

Slide 22 - terrible - can you tell your adult another word that means the same as terrible? (horrible, nasty, awful, ghastly, gross...)

gnashed – means grinding their teeth together – do you think they are trying to frighten Max?

Can you gnash your teeth? Roll your eyes? Show your terrible claws?

Slide 23 – what do you think Max might do now? What would you do if you were Max? I think I would get back in my boat and sail away as quickly as possible!

Slide 24&25– Max said “Be still”

Slide 26 – What do you think Max will do now that he is the King of the Wild Things?

Imagine that you are king or queen of the wild things...tell your adult what you would do. (build a palace? Make them work for him?)

Have a go at drawing Max sailing in his boat to the land where the wild

words with 'ue' e.g. thue (say thoo)/bue (say byoo)

- Show 10 HFW on spelling sheet –

Play Quick Write – children look at the list and then write as many as they can on whiteboards.

things are while I read the story so far.  
Read from the beginning up to slide 26

Wednesday - Show me your pictures of Max sailing in his boat.  
Slide 27 – What do you think a “wild rumpus” might be? A dance, a party?  
Slide 28 – 33 – What do you notice about this part of the story? There is no text.  
Ask the children to think of ideas for each picture of things we could write in a text box for each picture. (I have inserted a text box on each picture)  
E.g. “They danced in the light of the moon”  
“Max shouted loudly and stamped his feet”. etc.  
Type in one of their ideas for each picture.  
Slide 34 – Why does Max send the wild things to bed without any supper? Did they do something wrong? What does this remind us of? When Mum sent Max to bed without any supper!  
Why do you think Max feels lonely? Can you sometimes feel lonely even when there are other people around?  
Who do you think loves him best of all?  
Slide 35 – Where do you think the smell of food is coming from? Is it really coming from across the World?  
Think of your favourite food and how delicious it smells – tell your adult what your favourite food is.  
Slide 36 – Can we say what the wild thing says in a wild thing voice?  
**“Oh, please don’t go - We’ll eat you up – we love you so!”**  
Slide 37 – I wonder what the wild things will do now that Max has gone? Maybe they will have a sleep after all that rumpus!

**Wednesday** – phoneme ‘au’ as in laundry  
haul daub launch haunted August jaunty author automatic

- Start with ABC song - <https://www.youtube.com/watch?v=l4MYESLWPV4&safe=active>
- Dough disco (need a small lump of dough/playdough) <https://www.youtube.com/watch?v=i-lfzeG1aC4>
- Phase 3 & 5 on Phonicsplay website - <https://www.phonicsplay.co.uk/resources/phase/3> - if not got free access then just google Phase 3 & 5 phonemes.
- Geraldine the giraffe says ‘au’ <https://www.youtube.com/watch?v=dOHDkQGhku4>
- Wipeboards/pens writing a few of the above words + create 2 or 3 alien words with ‘au’ – shaub/haum

Show 10 High Frequency Words on spelling sheet - say each word then choose one for playing hangman

Slide 38 – 41 – Max sails home. Can you sail your boat home? Around your room and back to your chair!

His food is still hot! Surely it would have gone cold after all the time he's been away!?

Do you think Max really went to the land where the wild things are...?

Let's just have a think about the story setting. Where is the story set / where does it happen? The land where the wild things are.

What is it like? A jungle.

Tell your adult as many wild animals that you can think of that live in a jungle.

Can you act out your wild animal and I will try and guess what some of them are!

Where is the jungle in the story?

Is it still in Max's bedroom?

Do we think maybe Max was dreaming...?

Thursday - Remind the children about the story.

Sequencing the story:

Can you tell your adult what happens at the beginning the story?

The middle?

The end?

Max is playing - Max is sent to his room –

Max begins his journey - Max arrives at the Land of the Wild Things - Max stands up to the Wild Things - Max is made King - Max organises the Wild Rumpus - Max sends everyone to bed - Max decides to return home - Max is back in his bedroom

**Thursday-** phoneme 'ey' as in valley

money honey donkey jockey chimney valley trolley monkey

- Start with ABC song - <https://www.youtube.com/watch?v=l4MYESLWPV4&safe=active>
- Dough disco (need a small lump of dough/playdough) <https://www.youtube.com/watch?v=i-lfzeG1aC4>
- Phase 3 & 5 on Phonicsplay website - <https://www.phonicsplay.co.uk/resources/phase/3> - if not got free access then just google Phase 3 & 5 phonemes.
- Geraldine the giraffe says 'ey' <https://www.youtube.com/watch?v=XDruUMOtZw>
- Wipeboards/pens writing a few of the above words + create 2 or 3 alien words with 'ey' as in was e.g. falley/sonkey Show 10 HFW on spelling sheet



**Monday**- Read the first page of the story "The Bog Baby."  
Talk about the characters and what they were doing. They were Sisters.  
Tell your grown up why you think they lied about where they were going?  
Where do you think they really went?  
Read the story. Point to the words as you read with your grown up.

**Activity**

Act out the story by "stepping out". Suggested order in resources. Act out each statement and re-tell the story orally and with your acting.

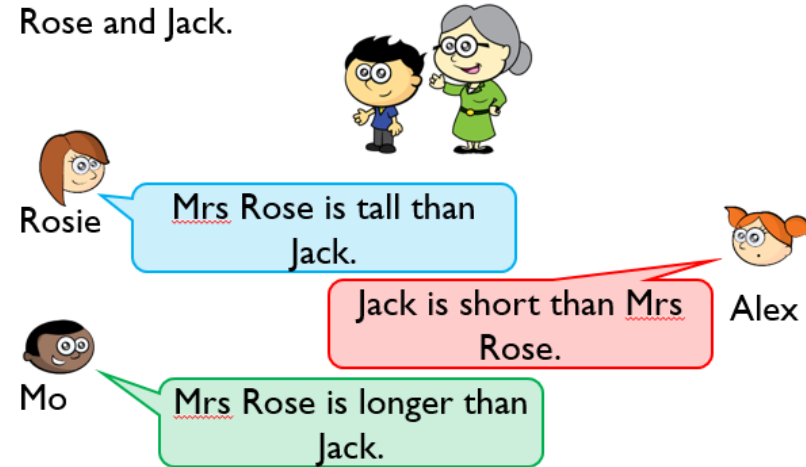
Think about the beginning/middle/end of this story.

**Monday**- <https://vimeo.com/507943851> Compare lengths & heights

Use '1. Compare lengths and heights' activity sheet

Challenge 1.


Rosie, Alex and Mo are comparing the height of Mrs Rose and Jack.



Can you improve their sentences to make them more accurate?

Challenge 2.

Eva thinks the pencils are the same length.



How can Eva check if she is correct?

**Tuesday**- Watch this video of the author telling the story...

**Tuesday**- <https://vimeo.com/507969952> Measure length activity

<https://www.youtube.com/watch?v=44Ds1r7PP00>

This shows how the author thought about the story idea.

Who is the person reading? The girl in the story.

We are going to look at the “build up” to the story.

**Build up**...They caught an interesting creature and took it home. They were going to Annie’s to play but they went fishing for newts. Because they thought it was more interesting.

Ask your child to tell the story from the beginning to the build up ...

This chart will help to break the story up ..

Story section	The Bog baby
Opener	The girls go into the forest (when they are meant to go to Alice’s house) and they find a Bog Baby.
Build up	They capture the baby and take him home to their shed.


#### Activity

Draw a story map ...breaking it into start, middle and end Or sequence using the Resources Tuesday sequence Bog Baby.

<https://vimeo.com/508439670> Measure length - Use ‘2.Measure length (1)’ activity sheet

Challenge 1.

## True or false?

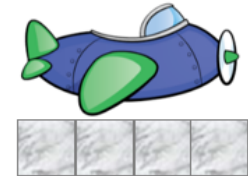


The flower is 8 cubes tall.  
Explain your answer.



Challenge 2.

Whitney measures the length of two toys.



She says,



The toys are the same length.

Do you agree with Whitney?  
Explain your answer.

**Wednesday** – Act out the story following suggested steps from Resources. Remember the story structure and the complication/the problem. Think back to Lila and the secret of the rain. What was the problem in that story? The lack of rain was her problem. Draw out the problem in this story. Bog baby becomes ill and the girls start to worry.

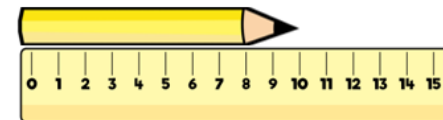
**Activity** Look at this picture- it's a little habitat (place where the Bog Baby lives)

**Wednesday** – <https://vimeo.com/510394004> Introducing the ruler

<https://vimeo.com/510394371> Use '3. Measure length (2)' activity sheet

Challenge 1.

Teddy measures the length of the pencil.



He says,



The length of the pencil is 10 cm.

Do you agree with Teddy?  
Explain why.



Can you write some predictions about which creature could live in this habitat?

"I think it could be a ... because ..." Encourage your child to give explanations based on their science knowledge, but also their knowledge of other stories. Orally say your sentence before you write it.....Don't forget to use these words to extend your sentence... because, and, when.

**Thursday-** Watch the Video again

<https://www.youtube.com/watch?v=44Ds1r7PP00>

Can your child remember what the problem was in the story?

Look at the next part of the table to help:

Challenge 2.

Eva, Dexter and Rosie are comparing ribbons that they have.

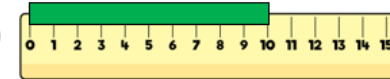
Unfortunately, Dexter has lost his ribbon.

He says,

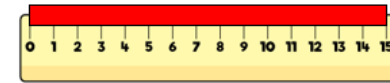


My ribbon is shorter than Rosie's, but longer than Eva's.

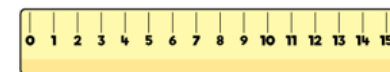
Eva



Rosie



Dexter



How long could Dexter's ribbon be?

**Thursday-** [NRICH Investigation 'Making longer, making shorter'](#)

<b>Problem</b>	The Bog Baby becomes ill and the girls start to worry.
<b>Resolution</b>	The girls mother finds the Bog Baby and explains that it is poorly because it needs to go back to the pond.

The Resolution: how do they solve this problem? The girl's mother finds the Bog Baby and explains it's poorly because it needs to go back to the pond. Explain we are now at the end of the story and they girls take the Bog Baby back to the pond and years later their daughter finds many more.

**Activity**

Write a sentence using joining words - about how the Bog Baby feels about being back in the pond.

The Bog Baby is happy because he **can** swim on his back again.

He can swing through the ferns **while** sucking his toe.

The Bog Baby likes catching flies **when** he is swimming.

**and, when, because, but.**

**Friday-** this is the end of the story....

<b>Ending</b>	They release the Bog Baby back into the wild. Years later, their daughter finds many more...
---------------	--

Would you like to draw a picture of the Bog Baby years later when the author's daughter visits the Magic pond and finds Hundreds of Bog Babies.

May be you could make a habitat for the Bog Baby?

**Friday – Feel Good Friday**

**A great real – life activity is baking! Why not have a go at baking and decorating some biscuits?**

## Other Learning Activities

These activities may be completed as and when you have time or if you have time. Please feel no pressure to complete everything.

- **Computers** Watch this video about data. <https://www.bbc.co.uk/bitesize/clips/z9svcdm> Can you collect some data of your own? Watch how many cars go past your window and count the different colours. OR Ask your family for their favourite ice cream flavour.
  - **Music** <https://www.youtube.com/watch?v=p5Cb0eNfE0g&list=PLzLeBvk3Xx91owZyPdReSoMMi37Hljg-3>
  - The next 2 weeks are **Fair Trade** fortnight. One of the focuses is how the climate crisis affects farmers and workers overseas. There are some Activities in the resources this week called Earthcubs. There is a website to browse <https://schools.fairtrade.org.uk/teaching-resources/climate-fairtrade-and-you-education-pack-for-early-years/>
  - In Science – learn more about the [animal kingdom](#) with The Oak Academy
  - **Readingwise** – don't forget to log on to this app. The website address is <https://app.readingwise.com/> Everyone was emailed a password and if you have any difficulties logging on please contact your teacher.
  - **Mathletics** – Again another great website for the children to play on their own. This is a paid resource so we would really like the children to use it. If you have mislaid your passwords, just ask for a copy from your teacher.
- **Feel Good Friday** Plant some seeds now that spring in on its way. Grow some cress in the shape of the first letter of your name. Bake some biscuits...here is a simple recipe and you can decorate as you wish. [https://www.bbc.co.uk/food/recipes/icedbiscuits\\_3054](https://www.bbc.co.uk/food/recipes/icedbiscuits_3054)  
Photo cut-outs: Print off any picture (or one from a magazine) and cut it in half using zigzag lines. Stick onto a plain sheet of paper and challenge your child to complete the picture.  
Use paint to print with fruit or vegetables. Can you make a repeating pattern?  
Learn the traditional rhyme of Oranges and Lemons.

## Additional learning resources parents may wish to engage with

- <https://home.oxfordowl.co.uk> Read e-books
- <https://www.bbc.co.uk/bitesize/levels/z3g4d2> - try some of the bbc bitesize home learning activities and on here! <https://www.bbc.co.uk/bitesize/this-terms-topics>
- <https://www.talk4writing.com/home-school-units/> To support your child's speaking and listening, reading and writing.
- <https://uk.ixl.com/math/year-1> Interactive games to play and guides for parents.
- <https://www.mathematicsmastery.org/free-resources> Learning packs with different activities and lessons with notes on how to do these activities with your child.
- <https://monsterphonics.com/home-learning-in-the-covid-19-lockdown/year-1-home-learning/>
- PE – Cosmic Kids Yoga - <https://www.youtube.com/user/CosmicKidsYoga>