



# Key Instant Recall Facts









Nursery | Spring 1 & 2

I can use the language: before, after, next.

I can sort objects and say which group is more/less.

I can name simple shapes.

<p>before after next</p> <p><i>"We go outside before we have lunch."</i></p> <p><i>"We can have a snack after we have been to the toilet."</i></p> <p><i>"It is your turn next."</i></p>	 <p>more                  less</p>	<p>square</p> 	<p>circle</p> 
<p>Children should say the following number names in order forwards and backwards:</p> <p>0 1 2 3 4 5</p> <p>5 4 3 2 1 0</p>	<p>triangle</p> 	<p>oblong</p> 	
		<p><u>Touch counting</u></p> <p>Encourage your child to line up objects and touch each one as they count saying one number per object.</p> 	

## Top tips

The secret to success is practising little and often. Use time wisely. Can you practise these KIRFs while walking to school or during a car journey? You don't need to practise them all at once: perhaps you could have a word/shape of the day.

<https://tvokids.com/preschool/games/caterpillar-count> - find the next number

<https://www.topmarks.co.uk/early-years/shape-monsters> - match the shape

<https://www.topmarks.co.uk/ordering-and-sequencing/shape-patterns> - complete the pattern