



Summer 1 Reception: Come outside. You can access our key books either at the library or listen to the story being read via Youtube.

Key books this term



Key Vocabulary

Cottage- small house sometimes all on one level with no stairs.
Poor- no money
Magic powers- could change things
Beanstalk- A plant that grows up and produces the vegetables beans
Climb- An action using your arms to get you up.
Huge- big
Crept- slowly and quietly moving.
Familiar- Sounds the same, something your comfortable with.
Harp- musical instrument with strings
Axe- sharp chopping instrument

Key Questions?

- Who did Jack live with?
- Why did Jack have to sell his pet cow?
- What did Jack do with the magic beans?
- Should Jack have gone up the bean stalk?
- Should Jack have taken the things from the giant?
- Was Jack a good boy?

Key Vocabulary

Thrive-When living things thrive they grow healthy and strong.
Appear- Show up- be seen. The bud appeared on the plant.
Drowns- Completely covered in water. A plant drowns if you water it too much.
Drifts- Carried through air or water. The leaf drifted down to the ground.
Desert- Very dry place. There was no rain in the desert.
Gently- Soft and smooth movement. She gently placed the flower on the table.
Burst- To break open.

Key Questions?

- The seed was tiny. How does being tiny help the seed to survive?
- One of the seeds fly high. What happens to it?
- Where else do the seeds land?
- The seeds settle down on the earth. They are covered by a soft white blanket. What is it?
- Who eats one of the seeds for his lunch?
- Should we pick flowers? Why not?

Key Vocabulary

Proudly- When you have done something and think that is good. You are proud.
Vegetable- Ka plant or part of a plant used as food.
Lunch- A midday meal.
Crinkly- bumpy
Important- Something that means a lot
Supper- An evening meal.
Tangle- Stuck in a mess
Delicious- tasty
Complaints- Someone saying they are not happy with something.

Key Questions?

- What vegetables do you know?
- What does Grandpa grow in his garden?
- How do we know the difference between a fruit and a vegetable?
- Why does Oliver want to find potatoes?
- What other vegetables did Oliver find?
- Why did Oliver and his Grandad laugh at his Mum?

Key Vocabulary

Beetle- Insects that have a tough shell
Continued- keep going without a break
Sigh- a long deep breath out when feeling tired, fed up or annoyed
Suddenly- quickly and unexpectedly.
Tuba- A large brass wind instrument
Triumphantly- when you show joy or great happiness after a victory or a win
Instantly- it is done straightaway

Key Questions?

- Do you know any insects? What are they called?
- Who helped Billy look for his beetle?
- Why do you think these people helped Billy?
- It says "The elephant trumpeted triumphantly" why did he do this? Can you think about when you might have celebrated in this way?

Key Vocabulary

Jealous: The feeling you have when you really want something someone else has but you can't have it because it is theirs.
Quarrelling: having an argument
Enormous: Very, very big in size or amount
Terror: Feeling that happens when you feel scared
Wailed: make a loud sound like a cry
Scuttled: move quickly with short small steps
Almighty: extremely powerful

Key Questions?

- Why did Spinderella want to learn about numbers?
- Why were one team of spiders jealous of the other team?
- How did the hairy godmother help Spinderella to learn numbers?
- Do you think learning about numbers helped Spinderella? How?

Key Vocabulary

Squirm- wriggle and twist your body from side to side
Disaster- unfortunate accident or event
Well- a huge, long hole in the ground to access water from under the ground
Lair-a place where a wild animal, especially a fierce or dangerous one, lives.
Mutter-something said in a low voice that you can not hear very well
Grim- dark and dirty
Writhe- twisting and squirming movements
Cunning- very good at using their skills to trick and deceive others

Key Questions?

- Why do all the creatures love Superworm?
- How do you think Superworm felt helping all the other creatures? How do you know?
- Why did the lizard put Superworm under a spell?
- How did the other creatures help to rescue Superworm?
- If you could be a super creature what would you be and why? What super powers would you have?

Physical development





Letter formation:

This is an important skill in learning to write. We continue with our handwriting sessions in class and will be sending home sheets to practise letter formation at home.

Please encourage your child to hold their pencil correctly using a tripod grip.

This half term we will be looking at the handwriting lines and where the letters sit on them. Using alphabet aerobics and regular practise children will start writing and sitting the main body in the solid lines, the tall letters ascending to the top dotted line and the tail letters descending to the bottom dotted line.



a b c d e f g h i j k l m
n o p q r s t u v w x y z

Coats and zips if your child can not yet zip up their own coat, please keep practising with them at home. We know that sometimes winter coat zips can be tricky.



Mathematics

We follow the White Rose scheme for maths, incorporating numicon and number blocks to support our maths.

This half term we are encouraging children to build and identify numbers to 20 using a range of resource and patterns.

Using shapes we will look at spatial reasoning. Looking at different shapes how they fit together, rotate and fill a given space.



Provide a set of towers to 20 with one tower missing.

Ask the children to order the towers to identify which one is missing.

Can they make the missing tower?



Show the children a set of shapes and ask them to find the shape which matches the one you hold up. Add challenge by making the shapes more similar and changing the orientations.



Extend to arrangements of linking cubes. Can they find the set which matches yours? Talk about the position of the cubes in relation to one another.



English

1.1 High frequency words

with	off	he	was
his	me	said	told
oh			

Tricky words: Ideally children should now be moving on to the yellow key words. If they aren't, please don't panic. Tricky words are words that can not be sounded out and need plenty of practise to read. Games such as matching pairs or snap can help move the children on. Constant exposure through placing words on the stairs, cupboard doors, in the bathroom can also really help your children read and recognise them. If you would like any extra sets of words or more game ideas please just ask.

AT HOME: Practise your reading book, key words and sounds as often as you can. Please bring your book bag and reading diary everyday.

Writing: Children will become more independent in writing simple sentences and captions. We will continue to write for different purposes- lists, captions, posters, stories etc. The children will practise writing the tricky words matched to our reading scheme.

Sounds: This half term we are moving onto phase 4 and looking at 2 letter and 3 letter blends. These are sounds that consist of 2 or 3 consonants which help children to blend words faster. E.g. fl- fl-a-g flag. Str- str-a-p strap.



One of the best things you can do to help children learn to read is to drop the /uh/ sound when saying a letter sound. The technical term for this is a 'schwa' and avoiding adding it to the end will mean you are using the 'pure sound'. The common phonemes where an /uh/ is unnecessarily added are:

m m m m m not muh
s s s s s not suh
l l l l l not luh
r r r r r not ruh
p p p not puh

Modelling the 'pure sounds' means that it is easier for children to push them all together to form the word. So, instead of saying 'suh', 'uh', 'nuh' use 'ssss', 'u', 'nnnn' to make the word 'sun'.


Listening to adults use the correct pronunciation also means that children are more likely to say the sounds correctly and this gives them a greater chance to blend them to form words independently.

PSED



Jigsaw

We follow a scheme called Jigsaw to focus on building positive relationships and develop self esteem in learning. It links well into our Early Years curriculum (EYFS). The topic focus for this half term is 'Relationships'. This encourages the children to think about their families and friends and how they are a good friend.



AT HOME: Talk through your family and your family tree. You may want to draw it together. Talk about what a friend is and who their friends are.

Expressive arts and design

Art and Design

This half term we will be doing different forms of art. Still life plant drawing, leaf rubbings and vegetable printing. We will look at building towers as tall as sunflowers, giants castles and structures to home minibeasts.



Music

We will continue to following a music scheme called Charanga. This half term we will be listening to and appraising music about our world including songs about plants, growing and giants. We will be singing and playing along using instruments. We will be learning to keep the beat by clapping, and keeping a beat using an instrument such as a drum or a triangle.

AT HOME: Make an instrument out of junk modelling.

Understanding the world



The natural world

This half term we will be growing, beans, sunflowers, cress and vegetables. We will look after our natural surroundings by litter picking and looking after our raised flower beds.

This half term we will understand the importance of looking after animals. Ezra and Miley Class 6 and 7's rabbits will give ample opportunity to feed, clean and understand the importance of animals.



People and Communities

The children will have an opportunity to go for a local walk into the community and visit an allotment. They will find out what is an allotment and why people have them, what grows on an allotment and ask questions. They will then plant some vegetables there too.



The coronation of Charles III and his wife, Camilla, as king and queen of the United Kingdom and the other Commonwealth realms is scheduled to take place on Saturday, 6 May 2023, at Westminster Abbey. Charles acceded to the throne on 8 September 2022. We will celebrate in school and reflect on this special day.



AT HOME: Talk about the Kings coronation. You may celebrate it or watch it with family. Talk to your child about what grows in your garden. Could you plant something together and watch it grow?

Remember to log any home learning onto Seesaw. If you need reminders of your login details, please get in touch with your child's class teacher.