

Autumn 1 Y2 : Me and My City

Key books this term:




The Secret Sky Garden

Key Vocabulary:

- **Airport:** Airports are spaces for aircraft landing and take off.
- **Tannoy:** Loudspeakers used to make public announcements.
- **Terminal:** A building where passengers go to board an aeroplane.
- **Radio:** Technology used to broadcast to the country.
- **Harmonica:** A type of musical instrument.

Key Questions?

- What do you think Funni thinks is missing?
- Have you ever been to an airport before? What could you see?
- What did you hear?
- Why do you think Zoo was so surprised?
- Where would you find an airport?
- How has Funni made the city better?
- Why might the sky be dark and cloudy in the city?




Cherry blossom and Paper Planes

Key Vocabulary:

- **Cherry Blossom:** Cherry blossom trees bloom in Spring. They are found all over the world but are very common in Japan, China, and Korea.
- **Farm:** The two characters in this story live on a farm which grows many fruits including: peaches, plums, apricots, and cherries.
- **Cherry pits:** This is the stone of a cherry and can be planted to grow new cherry blossoms.
- **City:** A city is a place where many people live close together and it is often a very busy place. You can normally find tall and big buildings where people live and work.

Key Questions?

- What did Dina and Adin do on the farm?
- Why did Adin go to the city?
- What made the cherry blossom trees grow?
- Do you think Adin preferred the farm or the city?
- How did Adin change in the city?
- How has their friendship changed?




A Pipkin of Pepper

Key Vocabulary:

- **Pumpkin soup:** The characters in this story are busy preparing pumpkin soup for their dinner.
- **Pipkin:** A small pot or pan which is usually made of metal or clay.
- **Stores:** A range of different shops which sell many different items.
- **Towers:** These are tall narrow buildings which are often found in city centres.
- **Pepper:** This is a hot-tasting powder which is used to season food and can improve the flavour.

Key Questions?

- Why do you think the cat and the squirrel warned the duck to stay close in the city?
- Do you think the duck will wander off?
- Why does the duck want to go to the pepper shop?
- Who came to help the duck in the city?
- Why didn't the cat and the squirrel want the pepper in their soup?
- What are the differences between their home and the city?
- Why has the illustrator used bright colours for the city? What impact does this have?



Mole Moves House

Key Vocabulary:

- **Mole:** A mole is a small burrowing animal which has dark fur and a long muzzle.
- **Vegetable patch:** A vegetable patch is a garden used for growing vegetables.
- **Molehill:** A small mound of earth thrown up by a mole burrowing near the surface.

Key Questions?

- What do you think Mr Carrington is going to make for the mole?
- Do you think Mr Carrington is a kind man?
- How did the mole react when the smoke entered his home?
- How did Mr Carrington try to get rid of the mole?
- How does Mr Carrington feel at this point in the story?
- Why did Mr Carrington and his family move house?
- Do you think the mole will follow him?

Science

The children will look at different objects and learn which material it is made of. In particular, we will explore the material, metal. As part of our learning we will be **carrying out simple investigations to discover which material makes the best cutlery.**

Geography

The children will learn of the differences between a town and the countryside. They will identify human and physical features in Stocksbridge and Sheffield, drawing maps to show these.



DT

The children will explore and evaluate a range of pictures, pop up books and moving pictures. They will use a range of tools and equipment to create their own moving picture with a city theme.

English



Writing:

The children will use patterns and language from familiar stories in their own writing. They will write a narrative with a beginning, middle and end.

Grammar:

We will be writing sentences using capital letters and full stops accurately.

We will be using nouns (naming words), adjectives (describing words) and verbs (action words).

Handwriting:

We will be checking the formation of all the letter shapes and their placement on our handwriting lines. It is important that all letters are formed correctly, as by the end of the academic year we hope many children will be using joins in their writing.

Spellings:

The children will take part in weekly spelling checks. Please look out for spellings coming home and practise with your child. The words that the children will spell are linked to the high frequency words. It is important your child can read these words as well as spell them.

AT HOME: Please read your school reading books and practise reading your tricky words regularly. Please log reading on in your child's reading diary.

Phonics and Reading

We continue to use the Monster Phonics scheme of work in school to teach phonics.

We encourage regular practise and engagement in reading through blending and practising new sounds using the resources that will be sent home. Regular reading practise using the books provided by school will also impact the progress your child makes.

Mathematics

Place Value – To build on skills learnt in Year 1, the children will be counting objects to 100, recognising the number and will be able to write the number name e.g. 67 = sixty seven.

The children will learn to solve problems in a variety of ways e.g. using words, missing numbers, images and symbols. The children are still encouraged to use equipment to support their understanding such as number lines, 100 squares, counters and bead strings.


The children will partition numbers into tens and ones using equipment and a part whole model.



RSHE

Jigsaw – Being Me in My World

In this topic, the children are learning to understand what is fair and unfair, kind and unkind, right and wrong. Children will learn to feel happy and secure in their new class whilst celebrating the achievements of others.



Music

This term we will be:

Exploring pulse and rhythm.
Performing a range of songs with actions to a steady pulse.
Playing musical games to help us count and keep in time with the music.

ICT

The children will learn the different components of a computer including the mouse and keyboard, they will develop their computing skills including logging on, saving work and searching for information.

PE

Indoor – The children will be focusing on team building games and will develop their social skills alongside their physical ones.

Outdoor – The children will explore striking and fielding. They will do this by practising and playing a range of skills based games and activities.

History

Children will build upon their previous knowledge and learn new information about the steel industry. They will learn why steel is an important part of Sheffield's history. The children will learn about Harry Brearley and his significance to the steel industry.



Art

Children will learn how to use line and tone in drawings. They will work from observation and imagination to produce a detailed drawing of a building in Sheffield.



RE

The children will recap on their learning of Islam. In this unit, children will find out about Islam, key beliefs and ways of living for Muslims.

