



Stocksbridge Nursery Infant School

Pot House Lane, Stocksbridge, Sheffield, S36 1EJ. Tel: 0114 2883109

E-mail: enquiries@stocksbridge-nur.sheffield.sch.uk

Website: <https://www.stocksbridgenurseryinfants.co.uk/>

Newsletter: newsletter@stocksbridge-nur.sheffield.sch.uk

Noticeboard: www.stocksbridgenurseryinfants.co.uk/noticeboard/

Facebook: www.facebook.com/stocksbridgeni

Twitter: twitter.com/stocksbridgenis

What's happening in school next week?

- Mrs Bailey is teaching class 1 on Monday morning and class 2 in the afternoon.
- Miss Bennett is teaching Class 5 on Monday and Tuesday next week.
- Mrs Townsend is available to show parents around school 11:00 – 12:00 on Monday.
- Street dance/cheerleading club on Monday 3:00 – 4:00pm.
- Mrs Bailey is teaching class 3 on Tuesday morning and the Orchard in the afternoon.
- Multisports club on Tuesday 3:00 – 4:00pm.
- Mrs Taylor is teaching Nursery on Wednesday.
- Mrs Bailey is teaching The Orchard on Wednesday morning and class 8 in the afternoon.
- Football club on Wednesday 3:00 – 4:00pm.
- Mrs Bailey is teaching Class 7 on Thursday morning.
- Our Y2 children have drumming on Thursday afternoon.
- Gymnastics club on Thursday 3:00 – 4:00pm.
- Mrs Townsend is not in school on Friday – she is attending a conference.
- Class 2 have forest school on Friday.
- Arts and crafts club on Friday 3:00 – 4:00pm.

Attendance

Our target is 96%. This week's attendance is 93%

Class 1: 93%

Class 2: 97%

Class 3: 94%

The Orchard: 88%

Class 5: 96%

Class 7: 96%

Class 8: 87%

Well done Class 2

Punctuality

Our doors open at 8.20am and learning starts at 8.30am. Our Phonics teaching begins at 9.00am each day. Here's the number of children late this week.

Monday: 3

Tuesday: 6

Wednesday: 4

Thursday: 8

Friday: 12

Total: 33

We were doing so well up to today!

Looking ahead to the w.b. 7th October 2024.

- The assembly theme will be 'Being grateful'.
- We have a new crossing patrol starting with us on the 7th October. His name is Richard Craven. He is coming along to our assembly with his supervisor (Allison) to introduce himself and talk to the children about road safety. After assembly Richard and Allison will visit Classes 7, 8 and Nursery to say hello.
- Miss Bennett is teaching class 5 on Monday.
- Mrs Bailey is teaching class 1 on Monday morning and class 2 in the afternoon.
- Street dance/cheerleading club on Monday 3:00 – 4:00pm.
- Mrs Bailey is teaching class 3 on Tuesday morning and the Orchard in the afternoon.
- Multisports club on Tuesday 3:00 – 4:00pm.
- The school photographer will be in school on **Wednesday 9th October** taking individual and siblings photographs - **please send your child/ren to school in school uniform.**
- Mrs Taylor is teaching in Nursery on Wednesday.
- Mrs Bailey is teaching class 7 on Wednesday morning and class 8 in the afternoon.
- Football club on Wednesday 3:00 – 4:00pm.
- Our Y2 children have drumming on Thursday afternoon.
- Mrs Townsend is available to show parents around school 1:30 – 2:30pm.
- Gymnastics club on Thursday 3:00 – 4:00pm.
- Class 1 & 2 are doing a City Tour visit on Friday morning. This is a morning visit into and around Sheffield linked to their learning all about our city. Please see separate letter re ordering a packed lunch.
- Class 2 will let you know when Forest School is this week due to the visit.
- Arts & crafts club on Friday 3:00 – 4:00pm.

After school clubs

Mondays – Street Dance/Cheerleading Club – 3.00-4.00pm - **FULL**

Tuesdays - Multisports Club – 3.00-4.00pm - **FULL**

Wednesdays – Football Club – 3.00-4.00pm - **FULL**

Thursdays – Gymnastics. 3.00-4.00pm - **FULL**

Fridays – Arts & crafts club. 3.00-4.00pm – **LIMITED AVAILABILITY**

All our clubs are on a first come first served basis. If any clubs are unavailable, please contact the school office and your child can be added to a reserves list.







Tweak of the Week: Good manners week. Say thank you without needing to be prompted.

School Menu Spring/Summer 2024 (All school including Nursery)

Week 1	Monday	Tuesday	Wednesday	Thursday	Friday
Main course	Veggie pasta carbonara	All day pork sausage breakfast with herby diced potatoes & baked beans	Chicken pie with mashed potatoes	CENSUS DAY SPECIAL MENU Beef Burger served with Jacket Wedges	Fish fingers with chips & tomato ketchup
Vegetarian main course	Mediterranean vegetable & bean paella	All day veggie breakfast	Cheese flan with potato wedges and tomato ketchup	Veggie Burger served with Jacket Wedges	Sweet & sour vegetable noodles
Jacket potato and filling	Jacket potato with cheese or baked beans	Jacket potato with cheese, baked beans or tuna mayo	Jacket potato with cheese, baked beans or tuna mayo	Jacket potato with cheese, baked beans or tuna mayo	Jacket potato with cheese, baked beans or tuna mayo
Sandwich option	Ham	Ham	Ham	Ham	Ham
	Tuna mayo	Tuna mayo	Tuna mayo	Tuna mayo	Tuna mayo
	Cheese	Cheese	Cheese	Cheese	Cheese
Vegetables	Broccoli, cauliflower & carrots & mixed fresh salad	Roasted peppers & sweetcorn & mixed fresh salad	Carrots, broccoli & mixed fresh salad	Sweetcorn, mixed fresh salad	Garden peas, baked beans & mixed fresh salad
Dessert	Marble sponge & custard	Chocolate shortbread biscuits & fruit	Iced banana traybake	Chocolate ice cream	Oat & raisin cookie & fresh watermelon slice

Yoghurt and fruit are also available each day as an alternative to dessert along with a selection of breads, salads and fresh drinking water.

Stocksbridge Nursery Infant School - Healthy Snack List

					
Fresh fruit	Fresh vegetables	Dried Fruit	Hard cheese	Cream crackers	Unaccompanied breadsticks

Lunchboxes (All school inc Nursery) Could we please ask that children bring healthy lunches from home if they are not having a school meal. It is fine for the children to bring a cake bar, a biscuit etc. for dessert but please do not send chocolate or sweets. Thank you.

After School Clubs (Reception, Year 1 and Year 2)

If your child is attending an after-school club, please send them with an additional snack and drink which they can have before the club starts. Some of the children were **very** hungry by the end of the club.

Assembly Theme: A better Earth.

Supporting Maths at Home

Let the children have their own trolley in the supermarket. Challenge the children to find different amounts of goods. For our older children can they read the prices? Can they add two simple prices together?

Because we use cards so much now, learning about money is trickier for children. If possible, give your child coins and talk to them about the different values. For our older children can they work out which coins they need to pay for things.....it's a tricky skill for many!



Phonics, Keyword and Reading at home.

The children will begin their daily phonics lessons in class next week. We use Monster Phonics. Information about the scheme can be found on our website. Each week we'll let you know what sounds (phonemes) the children will be learning and which keywords (sometimes called Common Exception Words or High Frequency Words) they need to have learnt to read and in Year One and Two to spell by the end of the week.

It's really important that the children practise at home so that they keep up.





















Mrs Kaine has updated the system so that you can access the right books for your child.



















Autumn 2 Week 3	Reception	Year One	Year Two
Sounds/Phonemes	m d g	oi ay oy	gn wr
Keywords	and am dad	the of said here there you school	would could should door floor poor
eBooks to share	A bin pan Tip it In a pit	Play days The annoying troll Tricky witch boils a spell Angry Red is going on holiday	Gnomes underground Tricky Witch wrecks her wrist The Titanic












Tweak of the Week: Good manners week. Say thank you without needing to be prompted.

Phoneme-Grapheme Actions

Phoneme	Action
s ss 	Weave hand in an s shape like a snake and say ssss.
a 	Mouth open and wide, say a, a, a like you are very cold! Say a a a.
t 	Touch the teeth with your tongue and say t, t, t.
p 	Close and press the lips together to say p p p for pop
i 	Smile and say i, i, i.
n 	Say nnnn and wave your arms like an alarm clock.
m 	Mmmmm...rub tummy in circular motion.
d 	Beat hands up and down as if playing a drum and say d d d.
g 	G g g g...as though giggling and pretend to tickle with your fingers.
o 	Make a round 'o' mouth and imagine lots of letter 'o's in the air. As you touch each one say o o o.
c 	Make the letter c shaped 'cat ears' with hands and place on top of head saying c c c cat.
k 	Pretend to kick a ball...say k k k kick.
ck 	Make the letter c shaped 'cat ears' and pretend to kick a ball at the same time.
e 	Pretend to be a baby pointing at an elephant, saying eh, eh, eh.
u 	Pretend to be an ape and say u u u with arm actions.
r 	Pretend to be a dog and say rrrrrr.
h 	Pretend that you are holding a hot bun. Say h, h, h.
b 	Pretend a balloon has burst b b b bbang.
f ff 	Put hands together and move like a puffer fish. Bite your lip, allowing some air to pass through and say f f f.
l ll 	Pretend to lick a lollipop and say l l l.

j		Pretend to be a jack-in-a-box and say j j j.
v		Pretend to be holding the steering wheel of a van and say v v v.
w		Blow on to open hand, as if you are the wind, and say wh wh wh.
x		Pretend to write the kisses at the end of a birthday card and say ks, ks, ks (xxx).
y		Pretend to be eating a yoghurt with a spoon and say y y y.
z		Put arms out at sides and pretend to be a bee, saying zzzzzz.
qu		Make a duck's beak with your hands and say qu, qu, qu.
ch		Pretend to be chilly, shiver and say ch, ch, ch.
sh		Pretend to tell the baby to go to sleep, place your index finger over your lips, saying sh sh sh.
th(v)		This is a naughty sound that makes you stick your tongue out! Make the sound of an insect flying by sticking out your tongue and feeling it vibrate.
th		Action: Pretend to be naughty! Stick out your tongue even further this time to make the th sounds. Tap your head and say think!
ng		Pretend to pop balloon and shout bang! Stress the ng at the end and say ng ng ng.
oo		Make a round mouth and show by circling with your finger without touching and say oo oo oo.
ar		Pretend to wave Tricky Witches magic wand and say ar ar ar.
oo(u)		Pretend to wave Tricky Witches magic wand and say u u u.
ow		Lift your finger quickly as though you have pricked it and say ow ow ow.
ee		Smile and stretch your lips. Use your hand to make a frog mouth shape with your forefinger thumb and forefinger.
ur		Black cat walking fingers and say ur ur ur.

Tweak of the Week: Good manners week. Say thank you without needing to be prompted.

ai		Pretend to be Angry Red Ai - clench fists and move arms up and down as if angry and say ai ai ai.
or		Black cat walking fingers and say or or or.
oa		Hold arms out to your side with palms up, looking surprised and say oa oa oa.
er		Pretend to wave Tricky Witches magic wand and say er er er.
igh		Point to your eye and say igh igh igh.
air		Pretend to wave Tricky Witches magic wand and say air air air.
oi		Pretend to wave Tricky Witches magic wand and say oi oi oi.
ear		Pretend to wave Tricky Witches magic wand ear ear ear.
ure		Pretend to wave Tricky Witches magic wand ure ure ure.

School visits

We were all disappointed when we had to cancel Monday's visit to Bridlington. This week myself and Miss Marshall have been trying to finalise all the visits for this year. We plan visits that enhance and link to what the children are learning about. So far, here's what we have booked.

Classes 1,2,3 & 5.

A half day City Tour – linked to their learning on Sheffield, their city. Coming up very soon – look out for the letter this week.

A visit to the Yorkshire Sculpture Park to take part in two workshops linked to their work on Mega-structures and the art curriculum. This is in November.

A visit to Eyam as part of our work on Panic on Pudding Lane. This visit is in May.

We also want to take the children to Old Moor Wetland Centre but they are not currently taking bookings. This would be a June visit linked to their work on habitats.

Classes Orchard, 7 & 8.

They are off to Barnsley Civic to see Jack and the Beanstalk as part of their work on traditional stories.

We are finalizing a transport trip linked to their theme of Ticket to Ride.

The children are off to Yorkshire Wildlife Park in March to enhance their learning on Amazing Animals.

We are investigating other wildlife sanctuaries for a summer time visit linked to their theme on Come Outside. ***There is lots happening and lots to look forward to.***

Word of the Week



city



Meaning

- A place where people live close together. Cities are often busy places.



Challenge

What is the difference between a city and a town? On Seesaw, tell Mrs T some of the cities you have visited.

CELEBRATING WORDS

Tweak of the Week: Good manners week. Say thank you without needing to be prompted.

What Parents & Educators Need to Know about

INSTAGRAM

AGE RESTRICTION
13+

Instagram is a highly popular social media platform with over 2 billion active monthly users. The app is continuously updating and adding new features to meet the wishes of its audience, allowing them to upload images and videos to their Instagram feed, create interactive 'stories', go live, exchange private messages or explore and follow other accounts that catch their eye.

follow

WHAT ARE THE RISKS?

ADDICTION

Many social media platforms, Instagram included, are designed to keep us engaged on them for as long as possible. They encourage scrolling often and scrolling more in case we miss something important – in essence, a fear of missing out. On Instagram, young people can lose track of time when aimlessly scrolling and watching videos posted by friends, acquaintances, influencers and possibly strangers.

UNREALISTIC IDEALS

Children sometimes compare themselves to what they see online: how they look, how they dress, and the way their life is going in comparison to others on social media. However, most people only share the positives about their lives online and many use filters when sharing pictures of themselves. A constant comparison with unrealistic ideals can lead to insecurity over one's own appearance and lifestyle.

GOING LIVE

Livestreaming on Instagram allows users to connect with friends and followers in real time. Risks increase if the account is public, because that means anyone can watch the broadcast, which could result in further contact from strangers. Additional dangers of going live include an impulse to act inappropriately to draw more viewers, as well as being exposed to harmful content or offensive language.

INFLUENCER CULTURE

Social media influencers are sometimes paid thousands of pounds to promote products, services, apps and more. When celebrities or influencers post such content, it often says 'paid partnership' above the post. In April 2024, Ofcom found that over a quarter of children (27%) believed in influencer marketing, accepting their endorsement of products wholeheartedly. So it's perfectly possible for young people to be taken in by this kind of content.

PRODUCT TAGGING

Product tags allow users to tag a product or business in their post. This tag will take viewers directly to the product detail page on the shop where the item can be purchased. Children may also be encouraged by influencers to purchase products that they advertise.

EXCLUSION & OSTRACISM

Youngsters are highly sensitive to feeling excluded, which comes in many forms: not receiving as many 'likes' as expected; not being tagged in a friend's photo; being unfriended; not receiving a comment on their post or a reply to a message they sent. Being excluded online hurts just as much as offline. Young people have reported lower moods and self-esteem when excluded in this way, feeling as if they don't belong and aren't valued.

Advice for Parents & Educators

AVOID GOING PUBLIC

If a young user wants to share their clothing style, make up or similar and use product tagging to show off the items in their post, they may be tempted to change their settings to public. This leaves their profile visible to everyone, which carries the risk of strangers getting in touch with them. Set a child's account to private and explain the importance of keeping it this way.

HAVE AN OPEN DIALOGUE

Talk to children about the positives and negatives of social media, including the risks involved and how they can view or create content safely with family and friends. Explain how safety settings will ensure only followers can view them, and why this is so important. Also, if you find a child continuously uses filters on their photos, ask them why and impress on them that they don't need it.

MANAGE LIKE COUNTS

Due to the potential impact on mental wellbeing, Instagram allows users to hide the total likes on their posts, to prevent people from obsessing over that number in the corner. Users can hide like counts on all the posts in their feed as well as on their own posts. This means others can't see how many likes a person gets. This can be done by going into Settings > Notifications > Posts > Likes > Off.

USE MODERATORS

Instagram Live has implemented a mechanic called 'Moderators', meaning that creators can assign a moderator and give them the power to report comments, remove viewers and remove the ability for certain viewers to comment at all. Consider this if a child in your care wants to go live on the platform. It's also recommended to keep devices in communal spaces so you're aware if a child does go live or watch a livestream.

FOLLOW INFLUENCERS

Following influencers will allow you to monitor what they're sharing as well as being able to discuss anything which you deem inappropriate. Talk to children about who they follow and help them to develop critical thinking skills about what the influencer is trying to do. For example, encourage the child to ask themselves if an influencer is trying to sell them a product when they make a video endorsing it.

BALANCE YOUR TIME

Instagram has a built-in activity dashboard that lets you control how much time is spent on the app. Make sure children sign in to the platform with the correct age, as Instagram's 'Teen Accounts' afford much more control for parents and carers over how long they can use the app each day. Talk with young users about how much time they spend on Instagram and work together to set a healthy time limit.

Meet Our Expert

Dr. Claire Sutherland is an online safety consultant at BCyberAware. She has developed and implemented anti-bullying and cyber safety workshops and policies for schools in Australia and the UK. Claire has written various academic papers and carried out research for the Australian government comparing internet use and sexting behaviours of young people in the UK, USA and Australia.



The National College®

Source: See full reference list on guide page at: <https://nationalcollege.com/guides/instagram-2022>

@wake_up_weds

/www.thenationalcollege

@wake.up.wednesday

@wake.up.weds

Users of this guide do so at their own discretion. No liability is entered into. Current as of the date of release: 00.00.2024

Harvest Festival

Our Harvest Festival is on Tuesday 15th October. We will donate all our offerings to Stocksbridge Food Hub. We would be most grateful if, on the 15th October you could send your child to school with a tin or packet of food. During assembly, each child comes up to the front to make their offering.



School photographs

On Wednesday 9th October, the school photographer will be in school taking individual and sibling photos. **Please send your child/ren to school in school uniform.**

On Wednesday 5th February 2025, the photographers will be back in school to take class photos. Again, **please send your child/ren to school in school uniform.**

Useful information

Sheffield City Council have asked us to share the following link with some information about local offers.

<https://www.sheffielddirectory.org.uk/localoffer/local-offer-posters/>

Reading Volunteers

I'd just like to say thank you to our reading volunteers in school. We have more support than we've ever had and we're delighted. Our reading volunteers are Anne Damms, Ceri Worman, Peter Hardwick, Becky Saville, Stacey Charlesworth and Jade Smith is about to start!

Governors

We have a new Chair of Governors. It is Sarah Briggs. She can be contacted on sbriggs@stocksbridge-nur.sheffield.sch.uk

Tweak of the Week: Good manners week. Say thank you without needing to be prompted.

Seasonal flu vaccinations

The Sheffield Immunisation Team will be attending schools on Thursday 14th November 2024 to vaccinate pupils with the Seasonal Flu Vaccine.

Please visit <https://www.sheffieldchildrensvaccinations.co.uk/Forms/Flu> to complete the consent form. The option to consent or decline the vaccination is at the end of the questionnaire. Please complete this even if you do not want your child to have the vaccination.

The nasal flu vaccine contains products derived from pigs (porcine gelatine). To opt for the gelatine-free inactive injection, select 'NO' on the nasal spray option and you will be given further options to choose.

Your unique school code for Stocksbridge Nursery and Infant School is SF149119

Vaccination date: 14/11/2024

If your child has had the Flu Vaccination elsewhere before we attend your school, please inform the immunisation team.

For more information about the vaccination please visit website:

<https://www.nhs.uk/conditions/vaccinations/child-flu-vaccine/>

If you experience any problems, please contact the School Age Immunisation Service:

Admin: 0114 3053291

Nurses: 0114 3053230

Email: scn-tr.sheffielddutysn.vacandimm@nhs.net

Height and weight screening for reception children.

The School Nursing team from the Sheffield Children's Hospital will attend school to carry out the height and weight screening, as part of the National Child Measurement Programme (NCMP), and the hearing screening, during this academic year. In addition, the Vision team from the Sheffield Children's Hospital will attend school to carry out the vision check.

If you feel you would like to discuss your child's health, i.e. eating, sleeping, toileting issues, etc., please follow the link below to complete the "Ready for School" questionnaire.

<https://www.sheffield.childscreening.co.uk/Forms/SHQ>

Please complete the questionnaire before 18th October 2024.

Your unique school code for Stocksbridge Nursery and Infant School is SF149119

If you wish to opt out of this screening then please send an email to scn-tr.ncmpoptout@nhs.net before 18 October 2024.

Please include in your email the following details:

- Name of child who you are opting out for
- Date of birth of the child
- School the child attends
- Which screening you are opting out of

For more information about the programme please visit website:

<https://www.sheffieldchildrens.nhs.uk/services/school-nursing/school-entry-health-screening/>

Admin: 0114 3053224 (option 4)

Tweak of the Week: Good manners week. Say thank you without needing to be prompted.

RECEPTION 2025/26 – information from the Local Authority.

Letters will be going out to relevant parents on or around 6th September, advising them about the need to apply for a school place in the 2025/26 Reception year group. These are parents of children born between the 1st September 2020 and the 31st August 2021. Parents are advised to make their applications online at:

www.sheffield.gov.uk/schools-childcare

Parents also have the option to apply using a paper application form. I have attached a copy of this application form in case it's helpful for you to print this out and give it to parents. There is also a Guidance Sheet attached to help parents with completing their application.

Posters

A copy of the Time for School poster has been sent out with this week's letters.

Important Dates (for your information):

- Applications invited from: **6th September 2024**
- On-line site closes: **6th December 2024 (noon)**
- Closing date: **15th January 2025**
- Offer date: **16th April 2025**



Christmas Fair

(I know I can't believe we've put the C word on a newsletter in September!)

Our small, but effective, FOSNI (Friends of Stocksbridge Nursery Infant) team met this week to plan events for this term. Last year we held our first Christmas Fair for a long time. It was a lovely event and very successful so we're planning on running it again. It will be held on Tuesday 10th December, the reason to add it so early to a newsletter is to ask if you would begin saving things for us.

- Bottle bags

If you have a sort of soft toys in the run up to Christmas, please could we have them to put in a soft toy raffle. If you have any unopened, unused and unwanted gifts lurking in drawers and cupboards, would you please consider donating these to school so we can use them in a raffle.

We'll send more information, probably on a regular basis as we move through the term. The stalls we are hoping to run, to give you some ideas are:

Homemade stall of bakes and other goodies, a cup tombola, a bottle raffle, soft toy tombola, face painting, festive tattoos, a decoration stall and a colour hamper raffle. We're hoping for some festive music from our school choir. The man in red may make a visit and there'll be refreshments too.

Mrs Townsend's Pupils of the Week

Fern Turner. Fern came to Alpine Lodge with us last week. She spent a long time diligently reading a story to one of the residents who just smiled the whole time. As we were about to leave, Fern went over to her and gave her a little hug. It was heart-warming and wonderful to see and experience. Thank you, Fern.

Nursery News

We have been trying extra hard with our fiddly fingers this week. If we can build up and use the muscles in our fingers and hands we will be ready to write as we get older. The concentration, determination and perseverance that the children have shown is a credit to them and will be so valuable as they move onwards and upwards.

Star of the Week

What an absolute pleasure it is to have Ellia in Nursery. She is friendly, polite and approaches everything with positivity. Ellia never gives up until she has tried her very best and is happy with what she has achieved. We can't wait to share her Nursery journey with her this year.

Who has mastered a reading colour band this week?

(These books are to designed to practice a range of reading skills and develop a love of books and reading.)

Layali Mekkah-Lahdiri
Poppy Dodd
Lottie Moore
Scarlett Milnes
Sophie Pickwell
Poppy Guy



Who has learnt all their keywords this week?

(Knowing keywords, high frequency words and/or common exception words means your child will be able to read more fluently and be less reliant on sounding out).

Harriett Ottaway
Joshua Taylor



Tweak of the Week: Good manners week. Say thank you without needing to be prompted.

The children's out of school achievements this week. Keep them coming. What they do and learn out of school is as important as what they do here.



This lovely young girl did a long walk last weekend.



Last week a jeep driver, this week a gardener. There is no end to her talents!



This lovely young lady has worked very hard to get her bronze gymnastic award. Well done you!

Assembly Theme: A better Earth.



This week's praise board



- Ava Halliday and McKenna Somerfield took their time and produced some beautiful art work.
- Phoebe for always being in the right place, doing the right thing at the right time.
- Pearl Wright for always looking out for her friends.
- Millie Pitt, Eira Slack and Phoebe Harvey. Mrs Lloyd would like to say a big thank you to you all for helping her tidy up at lunch time this week.
- India Briggs for always doing the right thing at the right time. A great role model for others.
- Harry Stokes for excellent partitioning in maths.
- Seth Hirst and Poppy Dodd for helping to clear all the P.E equipment away at the end of our lessons.
- Jenson Clarkson for coming to school with a smile on his face and loving his learning. Mrs Ellis and Mrs Jennings love to see this, Jenson!
- Charlotte Sawdon for always bringing smiles and laughter to the Sunny Room.
-
- Freya Morgan was very brave one day this week when she had a little bump in the classroom.
- Benjamin Graham for having beautiful manners and showing some of the children in Class 3 what super sitting looks like.
- Millie Hardcastle for showing great perseverance in her sentence writing during Shared Reading on Monday.
- Alfie Gould-Bist for getting Mrs Bennett a chair so that she could sit down and play, so thoughtful!
- Lucas Westby for joining in with our songs during group times, absolutely fantastic!
- Kacey Morgan for doing some fab counting outside with Mrs Moore
- Charlie Cawthorne for being Mrs H's PA. You can always be relied on to do a job well.
- Autumn Frost did great work in maths this week, remember to use the number line to help her.
- Tilly Anderson for not giving up when she found her maths work a little tricky and she asked for help when she needed it.
- Hope Barnes for being such a kind friend. You have helped your friend come into school with a big smile on his face this week, which the grown-ups have loved to see. Thank you Hope.
- Reggie Platts for always reminding us of the golden rules.
- Harry Jackson had superb answers in maths and great reasoning too. We were so impressed it deserved two stickers!
- Well done Ralph Siddons you have been a keyword superstar! Keep it up!
- Charlie Christian has impressed Class 7 with his phonics.
- Thank you, Spencer Minto and Vinnie Grayson for helping all the staff tidy up. Outside, inside no job is too small!
- Evelyn Pitt has tried so hard to write her name neatly this week, well done.
- Iris Burnham- Wake has been super busy learning the meaning of the word of the week which she shared with the grown-ups in class 8 - great work Iris!
- Freddie Christian gave a good explanation during maths this week.
- Charlie Milnes kindly offered to put all the PE equipment away at the end of the lesson. Thank you Charlie.
- Ava Hallows sorted all the Nursery library books out.
- Casper Roberts waited very patiently for Miss Shepherd when she was supposed to be working with him and had to stop to sort out other things. Great manners young man



Tweak of the Week: Good manners week. Say thank you without needing to be prompted.

HALLOWEEN

at THE KILN

LATE

OPENING

31ST OCT

4pm-9pm

Pottery Painting

sweetie bar
open

fancy dress
optional
(but encouraged)



find us on Stocksbridge high street

Assembly Theme: A better Earth.

this half term visit our

SLIME LAB

Wed 30 Oct 10.15am **OR** Fri 1 Nov 1.15pm



make: delicious
trick or
treat
slime,

£18

GLOW IN THE DARK SLIME
&
*green monster
slime*

book online



THE KILNS
Stocksbridge

Tweak of the Week: Good manners week. Say thank you without needing to be prompted.