



Stocksbridge Nursery Infant School

Pot House Lane, Stocksbridge, Sheffield, S36 1EJ. Tel: 0114 2883109

E-mail: enquiries@stocksbridge-nur.sheffield.sch.uk

Website: <https://www.stocksbridgenurseryinfants.co.uk/>

Newsletter: newsletter@stocksbridge-nur.sheffield.sch.uk

Noticeboard: www.stocksbridgenurseryinfants.co.uk/noticeboard/

Facebook: www.facebook.com/stocksbridgeni

Twitter: twitter.com/stocksbridgenis

What's happening in school next week?

- We have a new crossing patrol starting with us on the 7th October. His name is Richard Craven. He is coming along to our assembly with his supervisor (Allison) to introduce himself and talk to the children about road safety. After assembly Richard and Allison will visit Classes 7, 8 and Nursery to say hello.
- Miss Bennett is teaching class 5 on Monday.
- Mrs Bailey is teaching class 1 on Monday morning and class 2 in the afternoon.
- Street dance/cheerleading club on Monday 3:00 – 4:00pm.
- Mrs Bailey is teaching class 3 on Tuesday morning and the Orchard in the afternoon.
- Multisports club on Tuesday 3:00 – 4:00pm.
- The school photographer will be in school on **Wednesday 9th October** taking individual and siblings photographs - **please send your child/ren to school in school uniform.**
- Mrs Taylor is teaching in Nursery on Wednesday.
- Mrs Bailey is teaching class 7 on Wednesday morning and class 8 in the afternoon.
- Football club on Wednesday 3:00 – 4:00pm.
- Our Y2 children have drumming on Thursday afternoon.
- Mrs Townsend is available to show parents around school 1:30 – 2:30pm.
- Gymnastics club on Thursday 3:00 – 4:00pm.
- Class 1 & 2 are doing a City Tour visit on Friday morning. This is a morning visit into and around Sheffield linked to their learning all about our city. Please see separate letter re ordering a packed lunch.

Attendance

Our target is 96%. This week's attendance is 91.5%

Class 1: 92%

Class 2: 93%

Class 3: 88%

The Orchard: 84%

Class 5: 95%

Class 7: 94%

Class 8: 86%

Well done Class 5

Punctuality

Our doors open at 8.20am and learning starts at 8.30am. Our Phonics teaching begins at 9.00am each day. Here's the number of children late this week.

Monday: 13

Tuesday: 14

Wednesday: 10

Thursday: 9

Friday: 7

Total: 53

Assembly Theme: Being grateful.

- Class 2 will let you know when Forest School is this week due to the visit.
- Arts & crafts club on Friday 3:00 – 4:00pm.

Looking ahead to the w.b. 14th October 2024.

- The assembly theme will be 'Harvest'.
- Classes 3 and 5 will have their City Tour visit on Monday 14th October. This is a morning visit into and around Sheffield linked to their learning all about our city. Your child should have brought a letter home last week with more information and how to order a packed lunch from school.
- Miss Bennett is teaching class 7 on Monday and Tuesday.
- Mrs Bailey is teaching class 2 on Monday morning and class 1 in the afternoon.
- Street dance/cheerleading club on Monday 3:00 – 4:00pm.
- Harvest festival will be held on Tuesday morning.
- Mrs Bailey is teaching class 3 on Tuesday morning and the Orchard in the afternoon.
- Multisports club on Tuesday 3:00 – 4:00pm.
- Mrs Taylor is teaching in Nursery on Wednesday.
- Mrs Bailey is teaching class 7 on Wednesday morning and class 8 in the afternoon.
- Football club on Wednesday 3:00 – 4:00pm.
- Our Y2 children have drumming on Thursday afternoon.
- Gymnastics club on Thursday 3:00 – 4:00pm.
- Coffee and craft morning on Friday 9:00 – 10:30am.
- Class 2 have forest school on Friday.
- Mrs Townsend is available to show parents around school on Friday 10:00 – 11:00am.
- Arts and crafts club on Friday 3:00 – 4:00pm.

After school clubs

Mondays – Street Dance/Cheerleading Club – 3.00-4.00pm - **FULL**

Tuesdays - Multisports Club – 3.00-4.00pm - **FULL**

Wednesdays – Football Club – 3.00-4.00pm - **FULL**

Thursdays – Gymnastics. 3.00-4.00pm - **FULL**

Fridays – Arts & crafts club. 3.00-4.00pm – **LIMITED AVAILABILITY**

All our clubs are on a first come first served basis. If any clubs are unavailable, please contact the school office and your child can be added to a reserves list.







Tweak of the Week: Be gentle – kind hands and feet when playing.

School Menu Spring/Summer 2024 (All school including Nursery)

Week 2	Monday	Tuesday	Wednesday	Thursday	Friday
Main course	Cheese & tomato pizza & half a jacket potato.	Hotdog baguette with baked potato wedges and coleslaw	Roast chicken with roast potatoes, Yorkshire pudding & gravy	Beef Bolognese & penne pasta	Fish fingers with chips & tomato ketchup
Vegetarian main course	Vegetable enchiladas with sunny vegetable rice.	Vegetarian chilli wedge bake	Veggie mince cottage pie	Veggie Bolognese & penne pasta	Cheese & onion puff pastry roll with chips & tomato ketchup
Jacket potato and filling	Jacket potato with cheese or baked beans	Jacket potato with cheese, baked beans or tuna mayo	Jacket potato with cheese, baked beans or tuna mayo	Jacket potato with cheese, baked beans or tuna mayo	Jacket potato with cheese, baked beans or tuna mayo
Sandwich option	Ham	Ham	Ham	Ham	Ham
	Tuna mayo	Tuna mayo	Tuna mayo	Tuna mayo	Tuna mayo
	Cheese	Cheese	Cheese	Cheese	Cheese
Vegetables	Garden peas, carrots & mixed fresh salad	Sweetcorn, baked beans, coleslaw salad & mixed fresh salad	Cauliflower, carrots, peas & mixed fresh salad	Broccoli, carrots, cauliflower & mixed fresh salad.	Garden peas, baked beans & mixed fresh salad
Dessert	Ginger & mandarin traybake	Strawberry jelly	Freshly baked chocolate cookie	Flapjack finger & fresh watermelon slice	Homemade shortbread biscuits

Yoghurt and fruit are also available each day as an alternative to dessert along with a selection of breads, salads and fresh drinking water.

Stocksbridge Nursery Infant School - Healthy Snack List

					
Fresh fruit	Fresh vegetables	Dried Fruit	Hard cheese	Cream crackers	Unaccompanied breadsticks

Lunchboxes (All school inc Nursery) Could we please ask that children bring healthy lunches from home if they are not having a school meal. It is fine for the children to bring a cake bar, a biscuit etc. for dessert but please do not send chocolate or sweets. Thank you.

After School Clubs (Reception, Year 1 and Year 2)

If your child is attending an after-school club, please send them with an additional snack and drink which they can have before the club starts. Some of the children were **very** hungry by the end of the club.

Assembly Theme: Being grateful.

Supporting Maths at Home

Play 'What number am I?' For our younger children make it easy at first with numbers 1-10. For our older children, or those skilled in maths choose teen or even hundreds numbers. Try to guess the number by asking questions. The answers can only be yes or no. It is higher than 5? Is it lower than 5? Is it an odd number? Does it have 2 digits? Does it have 2 tens? Does it have more than 5 units? Do you say the number when you count in 10s, 5s, 2s. It's also nice to write a selection of numbers on a board (if you're playing at schools) or a piece of paper. Tell the child you are thinking of a number. The children ask questions. The adult answers yes or no. Get the children to tell you the numbers it can't be. Cross them out. Keep going until they work out the answer.

5	34	27	16
8	35	24	46

I'm thinking of a number.

Is it odd? Yes. (Which numbers can we cross out?)

Is it less than 10? Yes.

Phonics, Keyword and Reading at home.

The children will begin their daily phonics lessons in class next week. We use Monster Phonics. Information about the scheme can be found on our website. Each week we'll let you know what sounds (phonemes) the children will be learning and which keywords (sometimes called Common Exception Words or High Frequency Words) they need to have learnt to read and in Year One and Two to spell by the end of the week.

It's really important that the children practise at home so that they keep up.

Mrs Kaine has updated the system so that you can access the right books for your child.





















Autumn 1 Week 4	Reception	Year One	Year Two
Sounds/Phonemes	o c k ck	Suffix s/es a-e	le el il
Keywords	to into go no the	house our where were they says are ask put push pull full	any many pretty move prove improve
eBooks to share	Pop in a pot Pip in a pit Pick a sack	Toys	Castle rescue Fossils on the beach The little witches and the channel tunnel Sea turtles





















Below are the actions we use when we are teaching new sounds.










Tweak of the Week: Be gentle – kind hands and feet when playing.

Phoneme-Grapheme Actions

Phoneme	Action
s ss 	Weave hand in an s shape like a snake and say ssss.
a 	Mouth open and wide, say a, a, a like you are very cold! Say a a a.
t 	Touch the teeth with your tongue and say t, t, t.
p 	Close and press the lips together to say p p p for pop
i 	Smile and say i, i, i.
n 	Say nnnn and wave your arms like an alarm clock.
m 	Mmmmm...rub tummy in circular motion.
d 	Beat hands up and down as if playing a drum and say d d d.
g 	G g g g...as though giggling and pretend to tickle with your fingers.
o 	Make a round 'o' mouth and imagine lots of letter 'o's in the air. As you touch each one say o o o.
c 	Make the letter c shaped 'cat ears' with hands and place on top of head saying c c c cat.
k 	Pretend to kick a ball...say k k k kick.
ck 	Make the letter c shaped 'cat ears' and pretend to kick a ball at the same time.
e 	Pretend to be a baby pointing at an elephant, saying eh, eh, eh.
u 	Pretend to be an ape and say u u u with arm actions.
r 	Pretend to be a dog and say rrrrrr.
h 	Pretend that you are holding a hot bun. Say h, h, h.
b 	Pretend a balloon has burst b b b bbang.
f ff 	Put hands together and move like a puffer fish. Bite your lip, allowing some air to pass through and say f f f.
l ll 	Pretend to lick a lollipop and say l l l.

j		Pretend to be a jack-in-a-box and say j j j.
v		Pretend to be holding the steering wheel of a van and say v v v.
w		Blow on to open hand, as if you are the wind, and say wh wh wh.
x		Pretend to write the kisses at the end of a birthday card and say ks, ks, ks (xxx).
y		Pretend to be eating a yoghurt with a spoon and say y y y.
z		Put arms out at sides and pretend to be a bee, saying zzzzzz.
qu		Make a duck's beak with your hands and say qu, qu, qu.
ch		Pretend to be chilly, shiver and say ch, ch, ch.
sh		Pretend to tell the baby to go to sleep, place your index finger over your lips, saying sh sh sh.
th(v)		This is a naughty sound that makes you stick your tongue out! Make the sound of an insect flying by sticking out your tongue and feeling it vibrate.
th		Action: Pretend to be naughty! Stick out your tongue even further this time to make the th sounds. Tap your head and say think!
ng		Pretend to pop balloon and shout bang! Stress the ng at the end and say ng ng ng.
oo		Make a round mouth and show by circling with your finger without touching and say oo oo oo.
ar		Pretend to wave Tricky Witches magic wand and say ar ar ar.
oo(u)		Pretend to wave Tricky Witches magic wand and say u u u.
ow		Lift your finger quickly as though you have pricked it and say ow ow ow.
ee		Smile and stretch your lips. Use your hand to make a frog mouth shape with your forefinger thumb and forefinger.
ur		Black cat walking fingers and say ur ur ur.

Tweak of the Week: Be gentle – kind hands and feet when playing.

ai		Pretend to be Angry Red Ai - clench fists and move arms up and down as if angry and say ai ai ai.
or		Black cat walking fingers and say or or or.
oa		Hold arms out to your side with palms up, looking surprised and say oa oa oa.
er		Pretend to wave Tricky Witches magic wand and say er er er.
igh		Point to your eye and say igh igh igh.
air		Pretend to wave Tricky Witches magic wand and say air air air.
oi		Pretend to wave Tricky Witches magic wand and say oi oi oi.
ear		Pretend to wave Tricky Witches magic wand ear ear ear.
ure		Pretend to wave Tricky Witches magic wand ure ure ure.

Stocksbridge Town Council Christmas card competition.

Following the successful Christmas Card competitions held over previous years the Town Council are once again inviting local schools to participate in this event for Christmas 2024.

Your school are invited to submit entries to the Town Council to be judged by the Mayor. There will be two finalists chosen from each school with one chosen as an overall winner. A Christmas Card with the winner's design will be produced with smaller pictures of the finalists' design on the inside. All finalists will receive a pack of cards plus the card will be used as the official Town Council Christmas Card.

If your school would like to take part could you please confirm by return email.

All entries will need to follow the criteria below: -

Submitted on A4 paper

Only drawn using felt tip pens or crayons

NO glitter, stickers, glue or anything attached

Bright colours show better on finished article

Names MUST be written on the back of each entry

All entries will be collected from schools first thing on the morning of 14th November 2024 with judging taking place shortly after, following which schools will be informed of winners. It is anticipated that cards will be delivered to schools by early December.

Word of the Week



town



Meaning

- A place with homes, shops and offices that is smaller than a city.



Challenge

Stocksbridge is a town within the city of Sheffield. Tell me some of the things you like about Stocksbridge.

CELEBRATING WORDS

Tweak of the Week: Be gentle – kind hands and feet when playing.

What Parents & Educators Need to Know about IN-GAME CHAT

WHAT ARE THE RISKS?

Video games are continuing to grow in popularity – including, of course, among children and young people – and the emergence of gaming communities has been accelerated by the inclusion of chat functionality across many different titles. While in-game chat isn't inherently a bad thing, it can create some concerns about online safety and the people that children might be interacting with.

DIFFERENT TYPES OF CHAT

There are a number of ways that gamers commonly chat with one another online. As the name would suggest, in-game chat happens within the game itself. There's also party chat: a group voice conversation that console users can have with anyone on the same platform. This tends to be more commonly used by players who already know each other. Finally, many gamers – especially on PC – will chat via a third-party app such as Discord.

CONTACT WITH STRANGERS

Whether it's text- or voice-based, in-game chat is frequently open to all players to use. Many games default to making it an opt-in function, but some don't: meaning a child could start seeing messages within the game from people they're playing with, regardless of whether they know those individuals or not. While most strangers won't necessarily have ill intent, there are some who may behave inappropriately when chatting to a child – intentionally or otherwise.

DANGER OF GROOMING

It's been reported that some young gamers have encountered older players online who pretend to be a lower age to manipulate children, sending gifts in exchange for chatting and sending photos. Just as on any messaging platform, it's good to advise young people to avoid speaking to strangers; emphasise that they shouldn't accept gifts from anyone online that they don't know.

BULLYING AND ABUSE

While some in-game chat can turn toxic because of how a match plays out, others turn that way because of people who engage in trolling – in essence, behaving in an offensive and abusive way simply to cause pain or get a rise out of whoever they're talking to. These 'trolls' often lean on racial slurs, anti-LGBT sentiment and other hateful rhetoric; they normally feel most confident preying on younger, more impressionable gamers.

POTENTIAL FOR PRIVATE CHAT

If a player would like a re-match with a stranger after meeting them in the game, they can send a friend request, or use the party chat together in the future. For the most part, this is harmless – but it might lead to messages being exchanged in private. This could then escalate to the sharing of private information, and potentially attempts to manipulate or scam younger players.

COMPETITIVE ATMOSPHERE

Certain games are very competitive, and players can sometimes get upset if they feel a teammate is underperforming, an opponent won unfairly, or they're just a bad loser. This can lead to unpleasant messages that stray away from playful 'trash talk' and wander into the territory of bullying. Some players have been known to get incredibly abusive in situations like this, and the impact of this on a young gamer's emotional wellbeing could be severe.

Advice for Parents & Educators

LOCK-DOWN IN-GAME CHAT

In-game chat can often be disabled in the game's settings. This allows children to play without risk of contact from strangers – but it will need to be done in each individual game. Text chat appears in the corner of the screen in many titles, so it's normally easy to take a quick glance and see what's being said. With voice chat, explain to children what behaviour is inappropriate, so they can spot the dangers themselves.

REPORT POTENTIAL OFFENDERS

Most games offer a robust means of reporting other players, so you can flag an account as potentially harmful. This normally leads to the account not being matched with yours in the future and, if that person's conduct breaks any of the game's rules, they may be banned from playing entirely. This is done within the game itself, so each title has a slightly different process, but these tend to be designed for simplicity.

CONSIDER OTHER CHAT OPTIONS

If a child wants to play with people they know, consider using party chat or a third-party service like Discord. This allows everyone involved to chat on a private server and even enjoy each other's company while playing different games. It's also far more secure, as anyone looking to join will need to request and be granted access – normally by whoever is hosting the chat.

COMMUNICATION IS KEY

Make sure children understand the differences between being competitive and being abusive. Talk about what constitutes unusual or inappropriate behaviour from strangers online. Be clear that if anything ever concerns or worries them, they should tell a trusted adult as soon as possible. Empower children to identify the risks of in-game chat for themselves and reassure them they won't get in trouble for seeking help if anything goes wrong.

Meet Our Expert

Lloyd Coombes is the Editor in Chief of GGRecon and has been working in the games media industry for five years. He's also a parent and therefore understands the importance of online safety. Writing mainly about tech and fitness, his work has been published at sites including IGN, TechRadar, and plenty more.



Source: See full reference list on guide page at nationalcollege.com/guides/in-game-chat

Harvest Festival

Our Harvest Festival is on Tuesday 15th October. We will donate all our offerings to Stocksbridge Food Hub. We would be most grateful if, on the 15th October you could send your child to school with a tin or packet of food. During assembly, each child comes up to the front to make their offering.



School photographs

On Wednesday 9th October, the school photographer will be in school taking individual and sibling photos. **Please send your child/ren to school in school uniform.**

On Wednesday 5th February 2025, the photographers will be back in school to take class photos. Again, **please send your child/ren to school in school uniform.**

Eat Smart

Please follow the link below for the latest news and opportunities including free training and funding.

[Eat Smart Sheffield Newsletter Autumn 2024](#)

Snacks

Please can we remind parents that if they are giving their child grapes for their snack at school, that they need to be sliced in half, length ways. Thank you.

Governors

We have two new parent governors. Thank you to Peter Ottaway and Harriet Stevens for putting forward nominations. We are delighted to have them on our governing board. We still have a vacancy for one more parent governor and a co-opted governor. Please see the separate letter sent out with this newsletter.

Tweak of the Week: Be gentle – kind hands and feet when playing.

RECEPTION 2025/26 – information from the Local Authority.

Letters will be going out to relevant parents on or around 6th September, advising them about the need to apply for a school place in the 2025/26 Reception year group. These are parents of children born between the 1st September 2020 and the 31st August 2021. Parents are advised to make their applications online at:

www.sheffield.gov.uk/schools-childcare

Parents also have the option to apply using a paper application form. I have attached a copy of this application form in case it's helpful for you to print this out and give it to parents. There is also a Guidance Sheet attached to help parents with completing their application.

Posters

A copy of the Time for School poster has been sent out with this week's letters.

Important Dates (for your information):

- Applications invited from: **6th September 2024**
- On-line site closes: **6th December 2024 (noon)**
- Closing date: **15th January 2025**
- Offer date: **16th April 2025**



Christmas Fair

(I know I can't believe we've put the C word on a newsletter in September!)

Our small, but effective, FOSNI (Friends of Stocksbridge Nursery Infant) team met this week to plan events for this term. Last year we held our first Christmas Fair for a long time. It was a lovely event and very successful so we're planning on running it again. It will be held on Tuesday 10th December, the reason to add it so early to a newsletter is to ask if you would begin saving things for us.

- Bottle bags
- Soft toys
- Unwanted gifts

We'll send more information, probably on a regular basis as we move through the term. The stalls we are hoping to run, to give you some ideas are:

Homemade stall of bakes and other goodies, a cup tombola, a bottle raffle, soft toy tombola, face painting, festive tattoos, a decoration stall and a colour hamper raffle. We're hoping for some festive music from our school choir. The man in red may make a visit and there'll be refreshments too.

Assembly Theme: Being grateful.

Mrs Townsend's Pupils of the Week



Hope Barnes. She has been the most wonderful friend over the last couple of weeks. She has helped someone feel better about coming to school. She has looked after him and made him smile. Hope, that is such a wonderful thing to do and I want to say thank you for being so kind and helpful.

Nursery News

Autumn has definitely arrived in Nursery. We have enjoyed The Leaf Man book, swept, compared sizes and examined the different shades of all the leaves that we found on the floor and produced some super art work that has filled our Nursery wall. We have also had fun with the conkers and acorns that we found.

Star of the Week

Harry Mallinson-Owens shows such wonderful focus and determination. Whenever we see him, he is busy learning and discovering more about the world around him. Over the last few months we have noticed how Harry has matured and his 'I want to know more' attitude is a credit to him.

<p>Who has mastered a reading colour band this week? (These books are designed to practice a range of reading skills and develop a love of books and reading.)</p>	<p>Who has learnt all their keywords this week? (Knowing keywords, high frequency words and/or common exception words means your child will be able to read more fluently and be less reliant on sounding out).</p>
<p>Parker Burt Skyla Taff Phoebe Harvey</p> 	<p>Milo Bond Jack Charlesworth Ava Halliday Lucas Howcroft Carter Murphy Leo Priestley Eira Slack McKenna Somerfield Oliver Staniforth Joshua Taylor Ellis Williams Pearl Wright</p> 

Tweak of the Week: Be gentle – kind hands and feet when playing.

The children's out of school achievements this week. Keep them coming. What they do and learn out of school is as important as what they do here.



Some great maths work from this lovely little girl over the weekend. She did lots of counting and measuring making these buns for her cousins!



Well done to last week's Beaver of the Week. She got it for great listening and doing everything she was asked.



This young lady did herself proud last weekend by running her first ever mini run and managed a massive 1.3 miles. That's some achievement at just 4 years old! Well done you!



Wow! This little girl wanted to share this photo of her and the mushrooms she's been growing at home. They're fabulous!



Need first aid? Look no further. These girls got their badge at Rainbows this week.

Assembly Theme: Being grateful.



This week's praise board



- Skyla Taff and Ava Halliday were spotted being super helpful in the dining hall, helping the dinner ladies tidy all the chairs away.
- Seb Spriggs has blown us away in maths and showed great knowledge of stainless steel in history.
- Mia Brookfield for trying her best in phonics and for having a 'can do' attitude.
- Leo Bailey for being a super maker and a super friend for sharing his creations too. Well done Leo!
- Maddie Harwood for trying so hard with her reading, Keep it up Maddie.
- Rosalie Roberts has been a superstar, she always tries her best and follows the golden rules.
- Isaac Cheetham blew Mrs Moore and Miss Bennett away with his maths work this week. especially with knowing one less!
- Our wonderful Miss Harriett Ottaway is an outstanding little girl. She has been away from school this week as she has been unwell but she asked her mum to bring her in to our school office to write down her spellings for this week and pass them on to her teacher. Get better soon Harriett!
- Well done Dakota Rodgers you have put your hand up this week and answered some super questions.
- What an amazing week Ralph Siddons has had. He is blowing us away with his phonics and keywords.
- Charlie Christian is working so hard. He impresses Mrs McGrail with everything he does.
- Oleander Lewis had super language when talking about his family.
- Thank you, Harry Brown, for the lovely pebble he painted for Miss Miles and Miss Kane.
- Miss Miles and Miss Kane would like to say 'Thank you' to Rosie Davies for giving us a piece of her yummy birthday cake.
- Eadie Tazzyman, Pippa Housley and Teddy Black for their lovely singing in our music lesson.
- Freya Sawicki for always working hard and trying her best. Well done Freya!
- Ruben Cotton helped a friend to wash their hands.
- Opie Galston is trying so hard with his keywords well done keep trying.
- Vaughn Gibson, thank you for checking that Mrs Moore was ok and making sure she was being careful so she didn't hurt herself whilst putting a display up in the corridor.
- Delilah Greaves cleared up all the orange peel after snack.
- Eden Taylor is such a careful and thorough artist.
- Joey Moore tidied all the bikes away at Nursery and we didn't even ask him to, he just knew that the job needed doing - so he did it!



Lost Coat

A dusty pink coat with fur around the hood has been lost. Please could everyone check that it has not gone home to the wrong house, and return to school if found please.

Thank you.

Tweak of the Week: Be gentle – kind hands and feet when playing.

HALLOWEEN

at THE KILN



Pottery Painting



LATE

OPENING

31ST OCT

4pm-9pm

sweetie bar
open

fancy dress
optional
(but encouraged)



find us on Stocksbridge high street

Assembly Theme: Being grateful.

this half term visit our

SLIME LAB

Wed 30 Oct 10.15am **OR** Fri 1 Nov 1.15pm



make: delicious
trick or
treat
slime,

£18

GLOW IN THE DARK SLIME
&
*green monster
slime*

book online



THE KILNS
Stocksbridge

Tweak of the Week: Be gentle – kind hands and feet when playing.

INDOOR Table Top SALE 2024

Sunday 13th October
10am - 1pm (Stalls set up from 9:00am)

Free entry and car parking

For further information, including stall prices, or to book a table: please visit our website or contact the Centre

By phone: 0114 288 3792

Or email: admin@stocksbridgeclc.co.uk

**Food and drinks
available all day from**



For more information
and to download a stall
booking form



scan me



**Stocksbridge
Community
Leisure Centre**

Moorland Drive
Stocksbridge
Sheffield, S36 1EG

www.stocksbridgeclc.co.uk
0114 288 3792
@stocksbridgeclc

Assembly Theme: Being grateful.